

Parliament  
of Victoria

# Victoria's Parliament House

A guide to my visit



# What is parliament?

The Victorian parliament makes laws for Victoria. Sometimes it's just called 'parliament'.

Members of parliament make laws about things like health, education and public transport.

Parliament House is where members of the Victorian parliament meet.

Many important things have happened in this building. I can learn about the building's history and who makes the laws.





# Coming to Parliament House

This is the front of Parliament House.

There might be lots of people on the steps.

I might need to wait patiently in a queue before entering parliament.





# Using parliament's accessible entrance

If I can't use the steps, I can use a lift to go inside the parliament building.

To get to the lift, I can walk down the path on the right-hand side of the building. There are signs that show me which direction to go.

I will see an intercom in front of a big gate. There is a sign that says "No public access" but I am allowed inside to go on my tour.

I can press the intercom button and a parliament staff member will come and meet me.

I might have to wait at the gate, then I will be shown to the lift.

If I have trouble there are often police officers on the steps, I can ask them for help.



# Security check

Before I start my tour I will go through the security check.

A security staff member will check that everyone is following the rules and staying safe.

The security staff will tell me what to do.

Everyone who visits parliament must do this.

I will empty my pockets and put my belongings in a box. They will go through a machine so they can be scanned.



# Security check

The security staff will tell me when I need to walk through the metal detector.


After I've walked through, I can collect my belongings.

There are lots of things that are not allowed in parliament.

If I have brought one of these things, that's okay. I might be asked to leave it with the security people. I will get it back at the end of my visit.







Knives



Umbrellas



Selfie-sticks




Aerosols



Perfumes



Cutlery



Scissors



Jet lighters

Here are some of the things I am not allowed to take inside parliament:



If I have these the security people will hold onto them and I will get them back when I leave. I can see the full list [here](#).

# If the scanner beeps

Scanners beep when they detect metal. This is very common.

If I make the scanner beep I have not done anything wrong.

The security people will scan me again. They might ask me if I am wearing any metal.





# Parliament staff

There are lots of people who work in parliament.

I can ask the security staff and tour guides for directions and information.

They wear black, red or grey uniforms.



# Signing in

I will sign in for my tour.

The parliament staff will ask me if I am here for a tour.

Then they will ask me if I have any photo identification (ID), such as a driver's licence.

More information about providing identification can be found at [parliament.vic.gov.au/visit](http://parliament.vic.gov.au/visit) (at the bottom of the page).

My ID will be taken and used to fill out my visitor registration on an iPad.

Once done, my ID will be given back.

I will be given a green T sticker to put on the front of my clothing.

That way the parliament staff will know I am part of the tour.





# Toilets

I can go to the toilet before my tour or I can wait until my tour is finished.

I will not be able to go to the toilet during my tour

Parliament staff will show me where the toilets are.

There are accessible toilets at Parliament House.



# Putting away my bag

I am not allowed to carry a bag while walking around parliament. This is to protect the building from knocks and spills.

My tour guide will lock my belongings in a cupboard that is for my tour group. Only parliament staff can open the cupboard.

I can keep my phone or other device with me.

I will get my bag back when my tour is finished.





# Things to remember in parliament

Sometimes photos aren't allowed inside parliament. If I am told photos are not allowed on the day I will put my camera or phone away. I can ask the tour guide if I am not sure.

I will stay with my tour guide and group. I need to watch carefully so I know when we are moving to the next room.

In some rooms I can sit down. My tour guide will tell me when I can sit down. If I am not sure I can ask the tour guide.



# Going to the public gallery

I might see members of parliament working.

I can sit in the public gallery. While I am in the public gallery I will not make noise or take photos.

It may get very noisy and members of parliament might yell at each other. They are not angry at me.

If I am uncomfortable I can leave the public gallery and wait outside the door.





# Going on my tour

The tour guide will show me lots of different rooms.

I might see the Legislative Assembly, the green room.

I might see the Legislative Council, the red room.

I might see Queen's Hall.

I might see the library.

Sometimes I can't go into all the rooms, because people are working inside.

It is okay if I don't see all of the rooms.



# Hearing bells in parliament

Sometimes bells ring in parliament.  
These are not emergency bells.

These bells tell the members of parliament that they need to vote.

If the bells are too loud I can use my ear defenders.

I can hear the bell by clicking [here](https://vicparl.news/bells).



*Copy and past this link into your web browser if the link above doesn't work:  
<https://vicparl.news/bells>*



# Leaving parliament

When my tour is finished, my tour guide will unlock the cupboard. I can take my bag from the cupboard.

If I had to leave some of my belongings with security, I can collect them at the exit.

I can now leave parliament.



# Acknowledgments

These social stories have been produced in consultation with Aspect Victoria and Amaze.

Thank you to Aspergers Victoria for their valuable input.