

Economy Profile

Summary Industries Tourism Workers Trends

Gross Regional Product Population Jobs Unemployment **Building Approvals** Business Counts (Staff) Business Counts (Turnover)

**ABS 2016 Census Update!** The ABS 2016 Census estimates Mornington Peninsula's population at **154,999** people, up **7.2** percent from 2011. Watch this space, more updates coming soon.

Chart:  Approvals  Change %  Table Share:

**Benchmarks (0)**  All

Greater Melbourne

Victoria

Australia

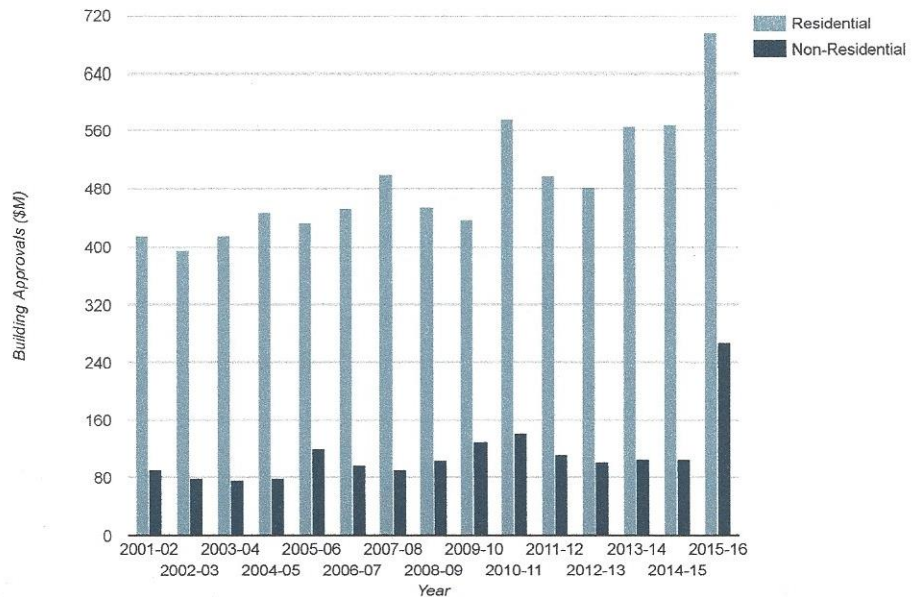
---

**Options**  All

Residential

Non-Residential

**Mornington Peninsula Building Approvals**



**Definition:** The Building approvals data relates to the number and value of residential and non-residential building approvals, from information provided by approving authorities. Statistics of building work approved are compiled from:

- permits issued by local government authorities and other principal certifying authorities;
- contracts let or day labour work authorised by commonwealth, state, semi-government and local government authorities; and
- major building approvals in areas not subject to normal administrative approval e.g. building on remote mine sites.

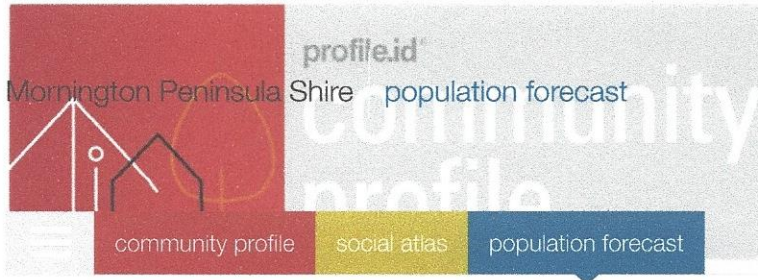
The data above is sourced from the ABS' monthly Building Approvals (BAPS) collection which consists of data relating to residential and non-residential building work above certain value limits that have been approved within the reference month. It includes building approvals that are comprised of the following activities:

- construction of new buildings
- alterations and additions to existing buildings
- approved non-structural renovation and refurbishment work
- approved installation of integral building fixtures.

**Residential Buildings:** contain one or more dwellings, intended for the provision of long term accommodation. Examples include: detached houses, townhouses, flats, cottages and weekenders. Ancillary outbuildings not containing dwellings built to existing residential buildings, such as garden sheds, gazebos and free standing garages, are treated as residential buildings.

**Non-Residential Buildings:** where significant non-residential functions are contained in a building, such as shops, hotel/motel rooms, or offices, the building is classified as non-residential. This may, for example, occur where a dwelling is attached to, or enclosed within, a non-residential building

**Source:** Australian Bureau of Statistics, Building Approvals, Cat. 8731.0. (2015-16 data was released 8 August 2016, 2016-17 data is expected to be available in September 2017).



Share

# Welcome to Mornington Peninsula Shire population forecasts

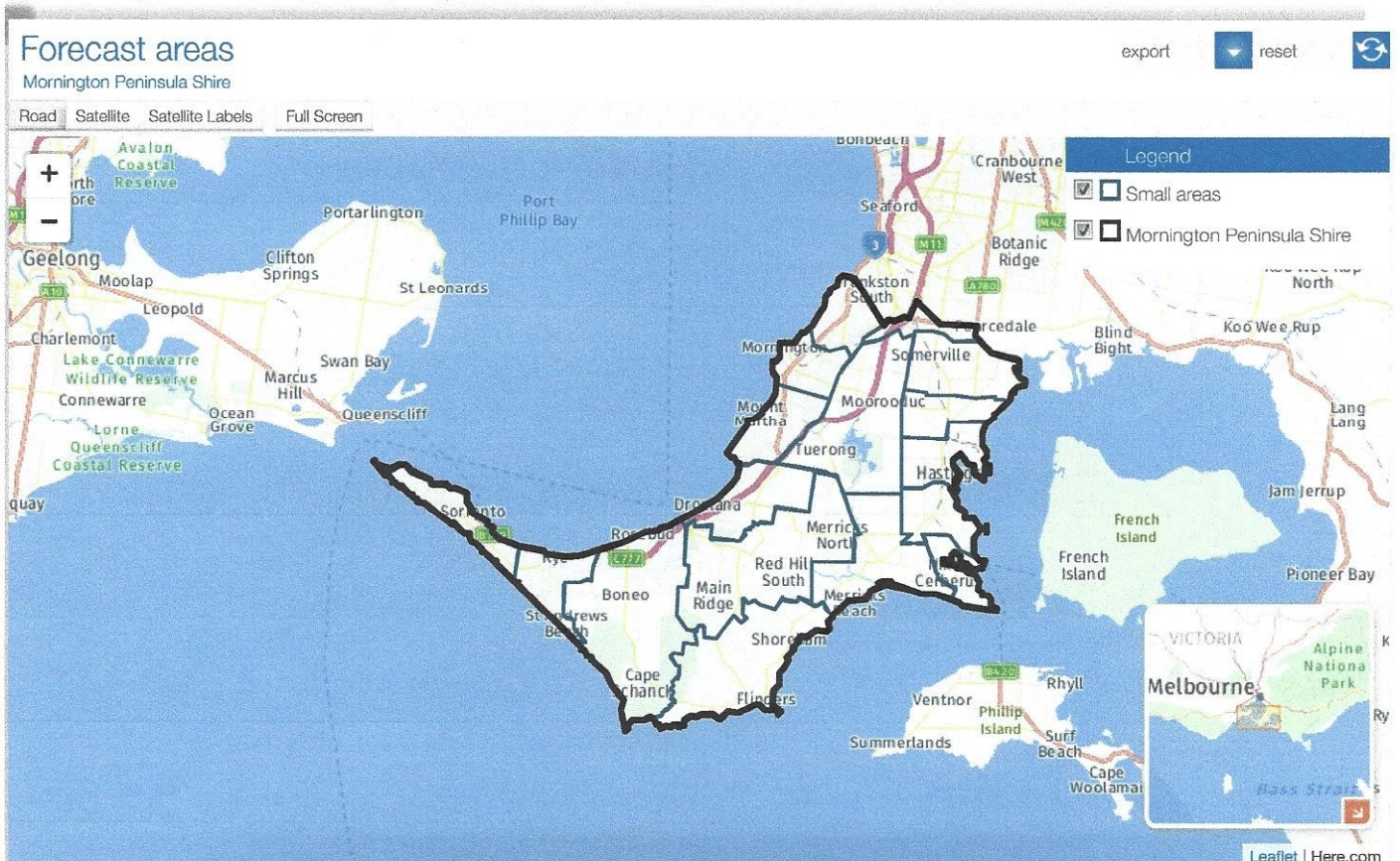
The Mornington Peninsula Shire population forecast for 2017 is 159,710, and is forecast to grow to 178,146 by 2036.

The Mornington Peninsula Shire population and household forecasts present what is driving population change in the community and how the population, age structure and household types will change each year between 2011 and 2036.


The forecasts are designed to provide community groups, Council, investors, business, students and the general public with knowledge to make confident decisions about the future.

These forecasts were last updated in April 2015 by .id, the population experts, on behalf of Mornington Peninsula Shire. Forecasts are available for each year from 2011 to 2036.

Important <b>Statistics</b>	Population 2017 <b>159,710</b> forecast.id	Population 2036 <b>178,146</b> forecast.id	Change 2017-36 <b>11.54%</b> forecast.id
--------------------------------	--	--	--



Source: Population and household forecasts, 2011 to 2036, prepared by .id, the population experts, April 2015.



Development at Cape Schank has pushed the Mornington Peninsula into the billion-dollar building club.

South East

## More than \$1b of building permits issued for Mornington Peninsula

Mornington Peninsula Leader  
September 24, 2016 12:00am

[www.heraldsun.com.au/leader/south-east/more-than-1b...peninsula](http://www.heraldsun.com.au/leader/south-east/more-than-1b...peninsula)

MAJOR developments and extravagant residential projects have pushed the peninsula into the billion-dollar building club.

[Victorian Building Authority](#) figures revealed permits for buildings worth more than \$1 billion were issued for Mornington Peninsula projects in the 2015-16 financial year.

The VBA data shows a 40 per cent increase in the value of the permits compared to the \$720 million worth of building permits reported by building surveyors in 2014-15.

**RELATED: [\\$22m refurbishment planned for Sorrento's historic Continental Hotel](#)**

**RELATED: [New Arthurs Seat chairlift to be called Arthurs Seat Eagle](#)**


A major contributor to the year-on-year increase was a \$128 million building permit for a range of works including carpark, restaurant, retail, function rooms and hotel guest rooms at Cape Schanck.

Other significant projects included alterations and additions worth \$10.8 million to a Mornington aged-care facility and the \$9.7 million chair lift redevelopment at Arthurs Seat.

VBA chief executive Prue Digby said the reported cost of building works overall in Mornington Peninsula was reflective of the strong result for the state as a whole, with a record \$31.5 billion of building permits reported to the VBA by building surveyors in the past financial year.

“The value of building permits is 12.3 per cent higher than the record \$28 billion set in the 2014-15 financial year,” Ms Digby said.



 The new Arthurs Seat Sky lift is one of a number of projects on the peninsula.

“The number of building permits statewide also rose 4.4 per cent to 110,069, which is