


2012-13 PAEC Presentation

The Hon. Peter Hall MLC
Minister Responsible for the Teaching Profession




Victoria's Teaching Profession

Government school education in Victoria

Services provided to:		No. of schools
Primary	309,092 students	1,137
Secondary	221,728 students	246
Pri-Sec/Special/Other	11,171 students	155
Total		1,538

Growth in teaching staff in government schools		
30 June 2007	30 June 2011	Growth over four years
40,530 FTE*	41,009 FTE*	1.2%

* Includes Principals



Workforce Trends


Teaching Service (including Principals) FTE at 30 June 2011

	All teachers	Fixed Term	Number of teachers on leave
Number	41,009 FTE	6,787 FTE	5,492 FTE

Long Term Trend: Average Fixed Term % by quarter, 2000 to 2011


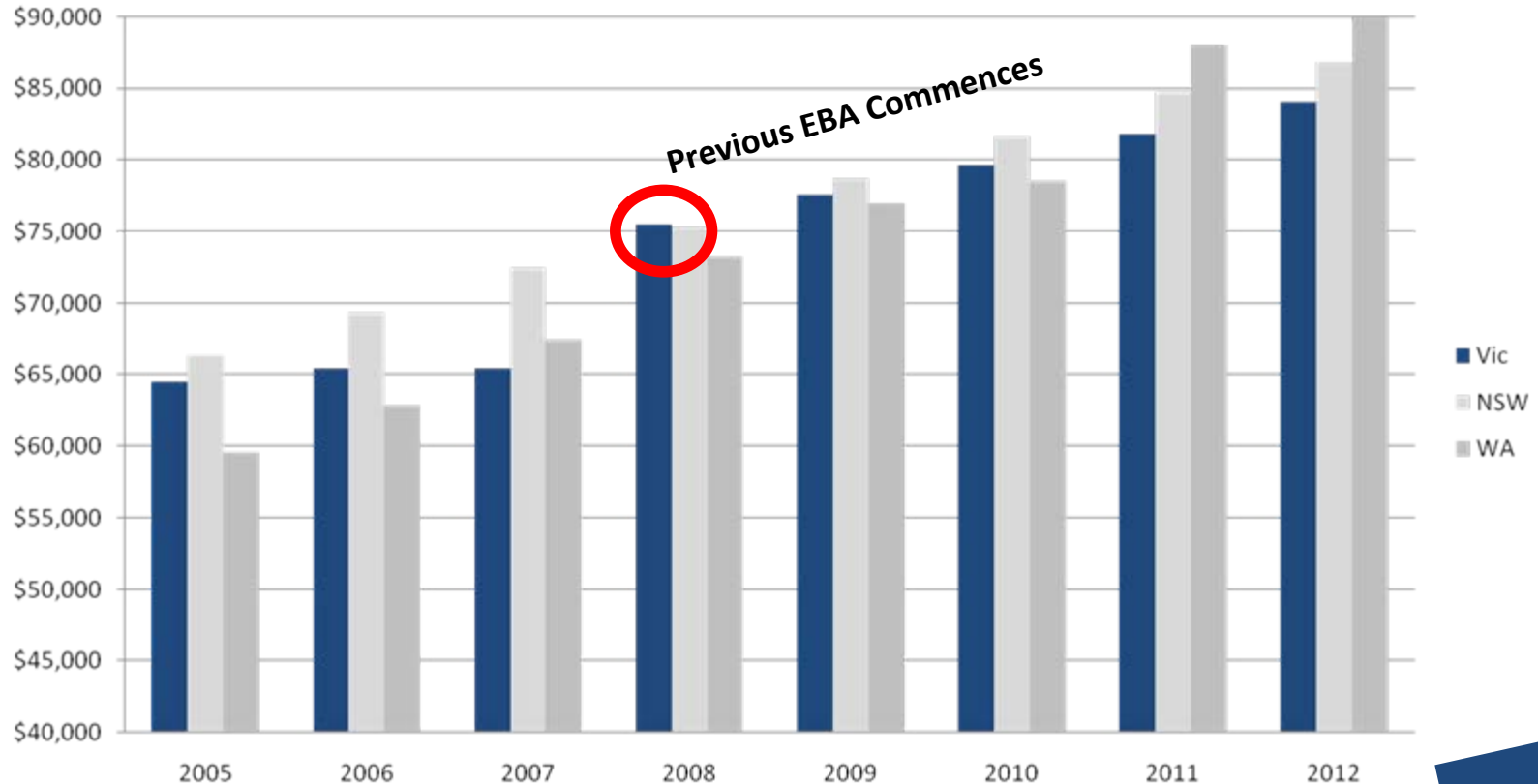
March	June	September	December
16.8%	17.8%	18.0%	16.7%
17.3% Average Overall			

- More than 70% of fixed term contracts are explained by the need to employ replacement staff for those on various forms of paid and unpaid leave



Victorian Teacher Salaries

Maximum Classroom Teacher salary, interstate comparison, 2005 - 2012



Investing in Improved Teacher Quality

Government Investment since 2010

\$6m

Language Teacher Scholarships

\$24.3m

Maths and Science Specialists

\$5m

Science Graduate Scholarships

\$2m

Professional Development: Managing Classroom Behaviours

