



Department
of Education

Public Accounts and Estimates Committee Inquiry into the 2023–24 Financial and Performance Outcomes

Wednesday, 20 November 2024

Department of Education

Our Vision

'A great education for every child and young person – so they can thrive now, and in the future, for a fairer, smarter, and more prosperous state.'

We engage with and support:

More than **145,000** children funded to attend kindergarten

More than **5,000** education and care services and about **3,000** funded kindergarten services

More than **1,049,000** students in schools, including **661,000** students in government schools

1,570 government schools and **724** non-government schools

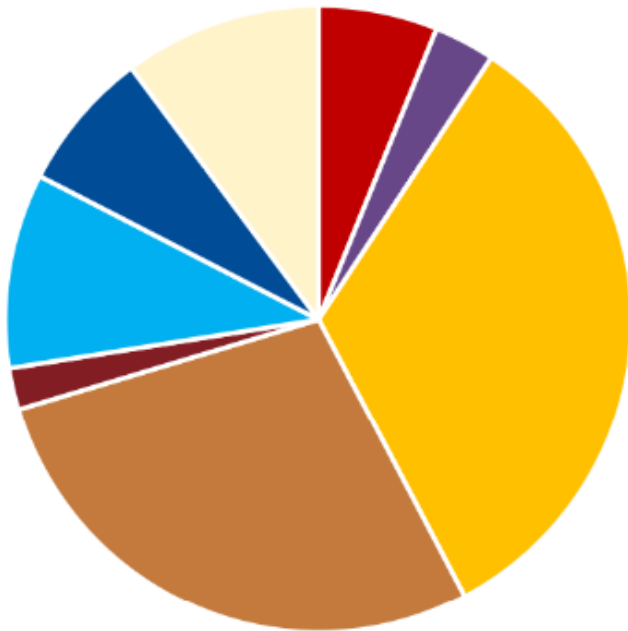


Department
of Education

Departmental Expenditure Overview

– across outputs 2023-2024

23-24 Departmental Actual Expenditure



\$16.4 billion (total)

Output group (Budget P/folio Outcomes)	23-24 \$m
Kindergarten Delivery	1,005.3
Early Childhood Sector Supports and Regulation	515.3
School Education - Primary	5,393.8
School Education - Secondary	4,592.8
Wellbeing and Student Supports	352.3
Supports for Schools and Staff	1,641.4
Promoting Equal Access to Education	1,186.7
Additional Supports for Students with Disabilities	1,667.3


Best Start, Best Life reforms to early childhood education in 2023-24



Up to **140,000** families benefitting from **Free Kinder** saving up to **\$2,563** per child a year



80% of services offered **15** hours a week of **Three-Year-Old Kinder**



96% of eligible children attending **Four-Year-Old Kinder**, benefiting **78,000** children



89% of eligible children attending **Three-Year-Old Kinder**, benefiting **67,000** children



95% of Victorian early childhood services meeting or exceeding National Quality Standards



Best Start, Best Life: investing in infrastructure

Projects completed in 2023-24



127
Building Blocks
Inclusion and
Improvement
Grants



24
Building Blocks
Capacity
Building Grants



15
kindergartens
built and opened
on school sites



Planning for **50**
new government
operated early
learning centres,
and construction
started for the
first **4**



Fish Creek Kindergarten

Best Start, Best Life: Inclusive early childhood services 2023-24



\$4m

over **3 years** to support the inclusion of children from CALD backgrounds in kindergarten, including:

The CALD Outreach Initiative helping more than **6,000** children from CALD backgrounds from March 2021 to September 2023



4,533

children funded to participate in Early Start Kindergarten or Access to Early Learning in the year 2 years before school in 2023



100%

of eligible 4-year-old Aboriginal children enrolled in kindergarten



1,172


kindergarten services accessed Kindergarten Inclusion Support Program for children with a disability, developmental delay or complex medical needs

Best Start, Best Life: Workforce Strategy

2023: Launched Best Start, Best Life Workforce Strategy

During 2023-24:

- **More than 900** early childhood teaching scholarships awarded
- **More than 300** upskilling educators studying through our Innovative Initial Teacher Education initiative graduated
- **More than 650** experienced teachers participated in the Effective Mentoring Program to support early career teachers
- **Almost 700** grants awarded to support provisionally registered early childhood teachers to progress to full registration



Best Start, Best Life: Workforce Strategy outcomes

Impact on the workforce

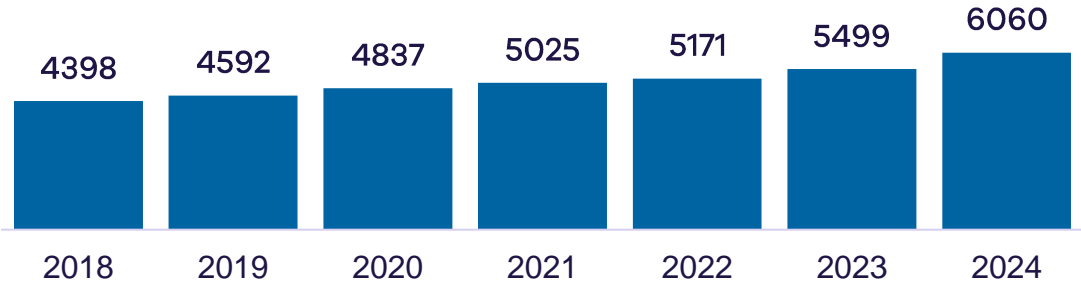


10.2% increase in fully registered early childhood teachers from 2023 to 2024*

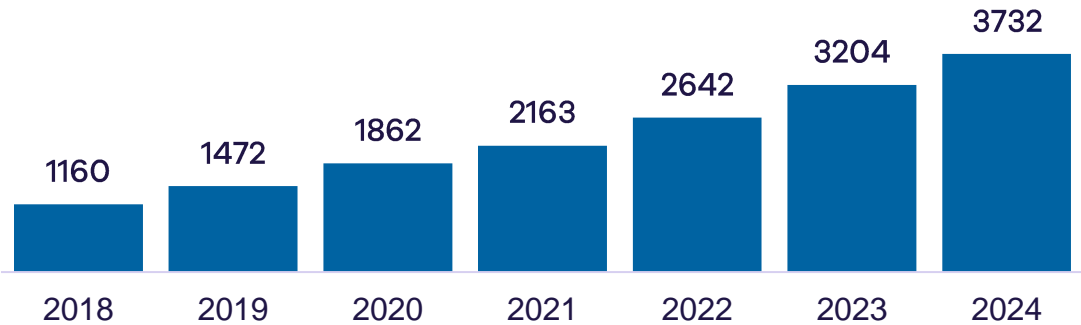


49.6% increase in provisionally registered early childhood teachers from 2023 to 2024*

EC Teachers – Full Registration



Dual Qualified – Full Registration



*Source: Victorian Institute of Teaching Annual Report 2023-24

The Education State in Victoria: school and student data



2,294 total schools including:
1,570 government schools
495 Catholic schools
229 independent schools



1,049,890
students in Victoria
including **661,327**
students in
government schools



76,648
FTE school
workforce in
government schools



Attendance

Victorian government schools have the best overall (Years 1 to 10) school attendance rates and rank first for secondary school attendance and Aboriginal student attendance.

Student attendance rate by school sector and state/territory for Years 1-10 students 2023

School sector	NSW	VIC	QLD	SA	WA	TAS	NT	ACT	Aus
Gov't	88.1%	88.6%	87.1%	86.6%	86.8%	84.9%	75.2%	87.8%	87.5%



Schools: NAPLAN



In 2024, Victoria **ranked first or second** in 11 of 20 domains and year levels



Victorian Year 3 students **ranked first** in reading and numeracy for third consecutive year



Victoria had the **smallest, or second smallest proportion of students who need additional support** in 17 out of 20 domains across Years 3, 5, 7 and 9.



Over **70%** of Year 3 and nearly **80%** of Year 5 students achieved in the **'strong' or 'exceeding' proficiency levels** for Reading.

Year 3 NAPLAN mean scores, 2024

Domain		Vic	ACT	NSW	WA
Reading	1st	417.7	415.0	410.5	391.7
Numeracy	1st	413.4	412.0	410.1	396.3
Writing	2nd	422.9	418.2	426.7	408.7
Spelling	2nd	407.9	403.2	411.8	395.3
G&P	3rd	417.4	420.6	418.8	399.3

■ 1st place ■ 2nd place ■ 3rd place

Year 5 NAPLAN mean scores, 2024

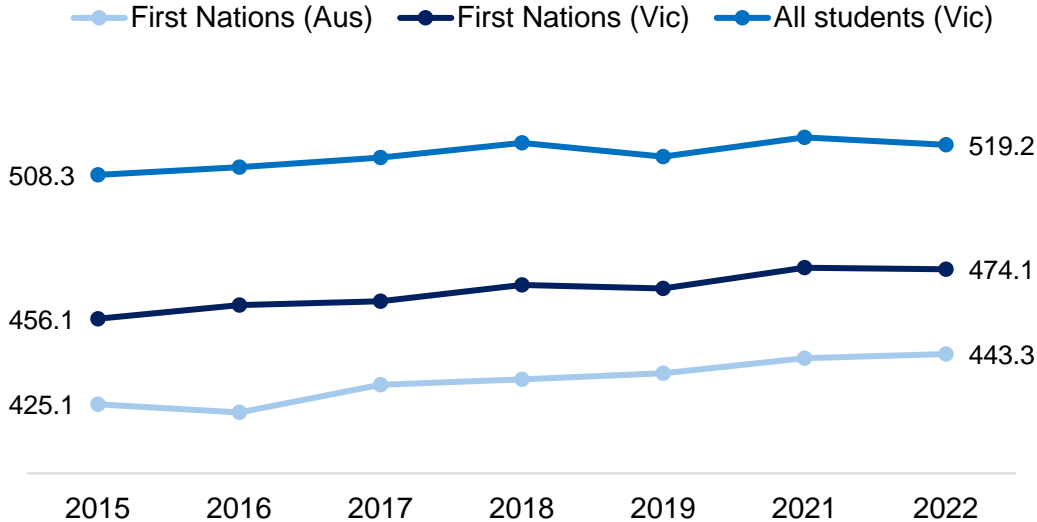
Domain		Vic	ACT	NSW	WA
Reading	2nd	504.8	505.2	496.4	483.8
Numeracy	2nd	497.3	497.4	496.7	484.8
Writing	1st	496.1	486.3	493.2	478.2
Spelling	2nd	491.6	491.3	495.6	485.3
G&P	3rd	504.1	504.2	506.5	492.1

NOTE: A new NAPLAN scale was introduced in 2023. Performance₁ in 2023 and 2024 cannot be compared with previous years.

Improving outcomes for First Nations students

- There is more work needed to close the learning achievement gap between First Nations students and their non-First Nations peers, but First Nations students are improving their literacy skills

Year 5 Reading mean scores, by indigenous status and jurisdiction, 2015 to 2022*



*Due to changes to NAPLAN, results for 2023 and 2024 are not comparable to results prior to 2023.



3000+

People took part in Campfire Conversations, including **1,300** First Nations young people



81%

Attendance rate in 2023 for First Nations students in Years 1-10 – the highest in Australia



1,547

total number of schools that have taken part in Community Understanding and Safety Training to date

Excellence in teaching and learning



Victorian Curriculum F–10 Version 2.0 released in June 2024 – Prep to Year 10



Victorian Teaching and Learning Model updated and released in 2024 to be implemented in government schools from 2025

Explicit teaching at its core, Victorian Reading Position (systematic synthetic phonics to teach reading 25 minutes daily minimum)



More options for Senior Secondary students in 2023-24



6,387

Victorian students achieved the new VCE Vocational Major in 2023, representing 11.1% of all VCE graduates



30,000

students enrolled in VET in 2023 and Head Start has expanded to all Victorian government secondary schools



25%

increase in number of government schools with enrolments in all 6 VET priority industry areas



323,988

hours delivered at Victorian Tech Schools

Schools: supporting access and equity in 2023-24

42m

healthy meals delivered through Schools Breakfast Club program since 2016

10m

free period products delivered to students since 2019

232,000

Items delivered to 87,000 students through the Affordable School Uniforms Program 2023/24

3,800

students provided vision screening and free glasses to 960 students Glasses For Kids 2023/24

292,000

Payments to students through Camps, Sports and Excursions Fund since 2015



Investing in health, wellbeing and inclusion in 2023-24



9,000
strengths-
based Disability
Inclusion Profile
meetings



1,240
Schools
implementing
the new
Disability
Inclusion Model



891 or 49%
of government and
low-fee non-
government primary
school campuses on-
boarded in Mental
Health in Primary
Schools Program



More than **400**
schools employed
a mental health
practitioner in
2024

34,533

extra registered teachers since 2012

10,728

new teachers registered in 2023- 2024 across schools and early childhood

2,300

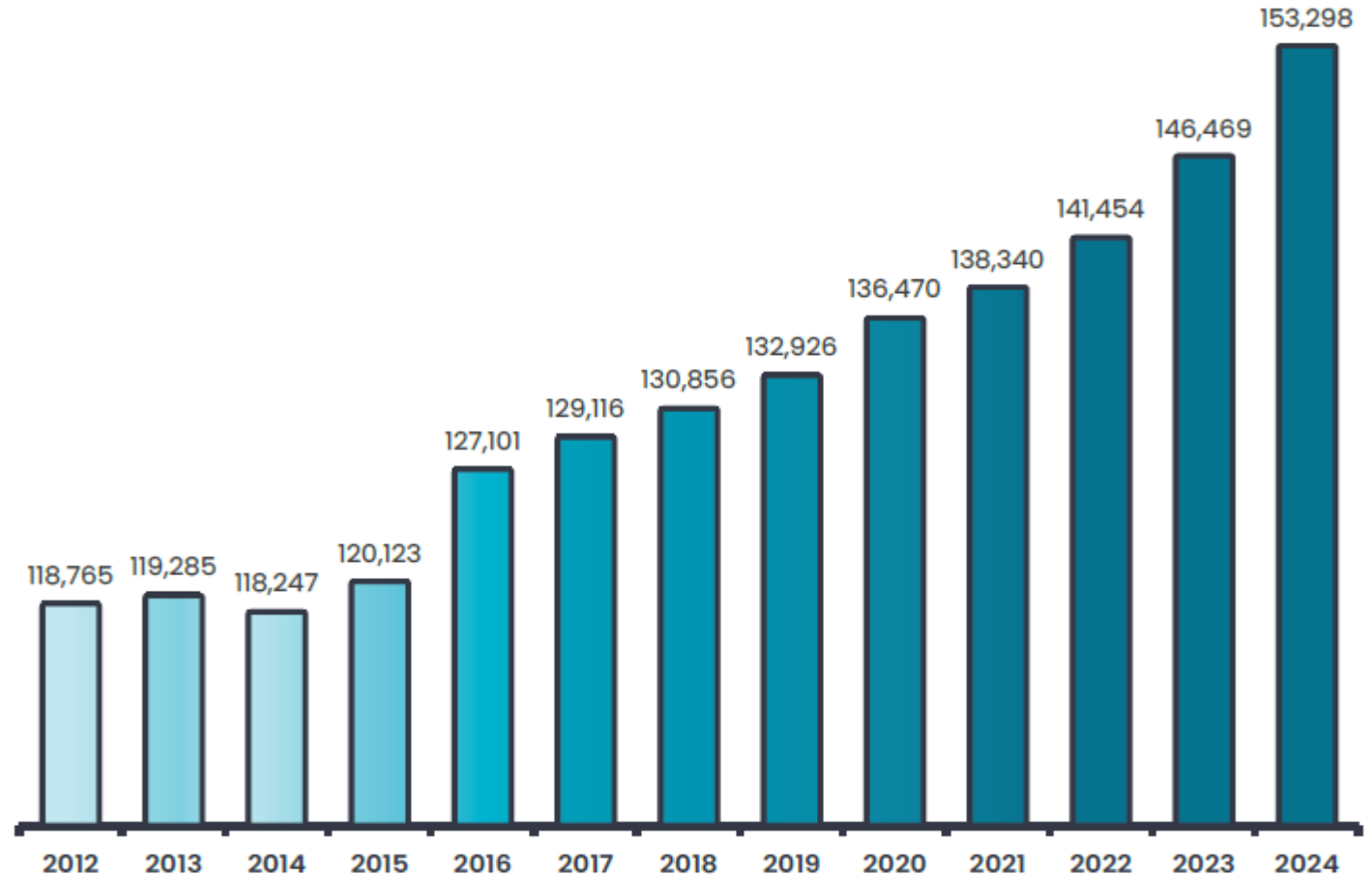
pre-service teachers have received grants to support their placement in eligible regional, remote or specialist Victorian government schools

693

teachers receiving targeted financial incentives to fill hard-to-staff positions since 2019

Growing our education workforce

Figure 1
Number of registered teachers 2012-24



Graph from VIT annual report

Recruiting, retaining and supporting our workforce in 2023-24

1,146

graduates supported through Career Start by **895** mentors across **396** government schools

100

teachers from **49** schools completed one year of the two-year mathematics specialist training through the Primary Mathematics and Science specialists initiative

1,900


Pre-service teachers in supported school placements through the Teaching Academies of Professional Practice in partnership with **7** universities

670

graduate incentives paid to attract graduates

197

grants to participating schools for the 2024 school year to support flexible work for school leaders



Schools Infrastructure: total investment of **\$2 billion** in 2023-24

14

new schools
opened Term 1,
2024

142

school upgrades
and modernisation
projects completed

Investment made
supported about

3,800

jobs in construction
and associated
industries

534

Planned
Maintenance
Program projects
commenced

226

relocatable
buildings
installed



