



INFLUENCE WITH INTEGRITY

Duck Hunting - State-Wide Poll

25 February - 3 March 2022

Contents

- Methodology** **2**
- Importance of Native Wildlife on Holidays 3
- Importance of Hunting 5
- Concern for Victorian Wildlife 7
- Duck Hunting Participation 9
- Support for Hunting of Feral Species 11
- Support for Duck Hunting Ban 13
- Support for Mandatory Training 15
- Reduction of Duck Hunting Season 17
- Hunting in Significant Wetlands 19
- Avoidance of Duck Hunting Areas 21

Methodology

Data Collection

This study was conducted via touch-tone response automated phone survey conducted 25 February - 3 March 2022. Surveys are conducted between 17:30 - 20:20 weekdays and 10:00 - 17:30 Saturdays at the local time of respondents so as to not over-sample nonworkers and stay-at-homes.

The study was conducted among a sample of n=1,908 people aged 18 years and over from a population of 6,925,159. Telephone numbers were licensed from a commercial provider and include both landline and mobile phone numbers. In this survey 40.9% of respondents were reached via mobile phone.

Weighting

Following the completion of the surveys, the data was cell-weighted by gender and age to reflect local population proportions. The effective sample size following weighting is 951 meaning the effective margin of error is +/-3.2%.

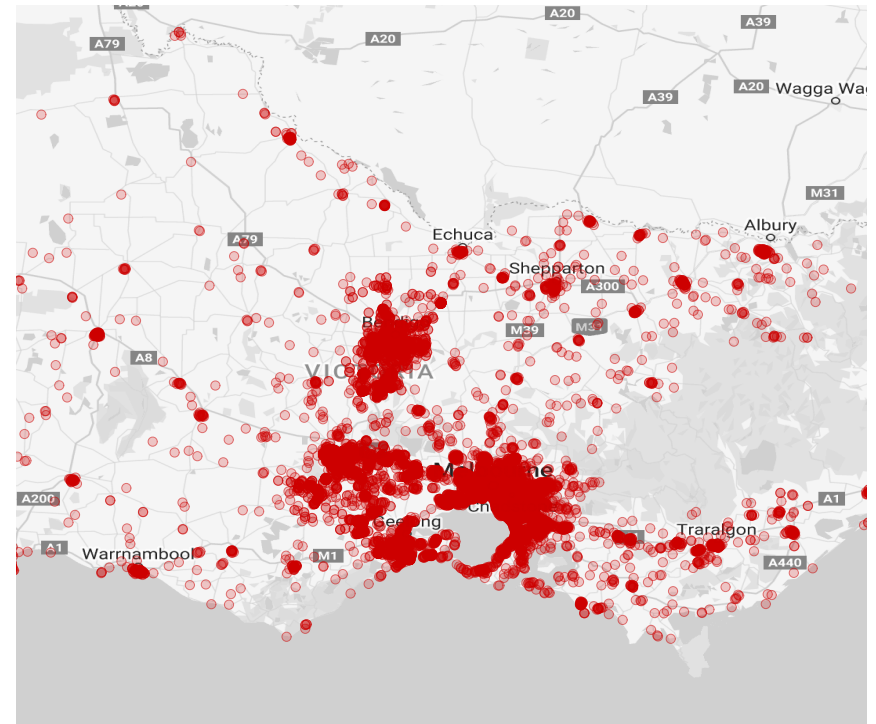
For further information or clarification about the methodology of this survey contact:

Kos Samaras

+61407047898

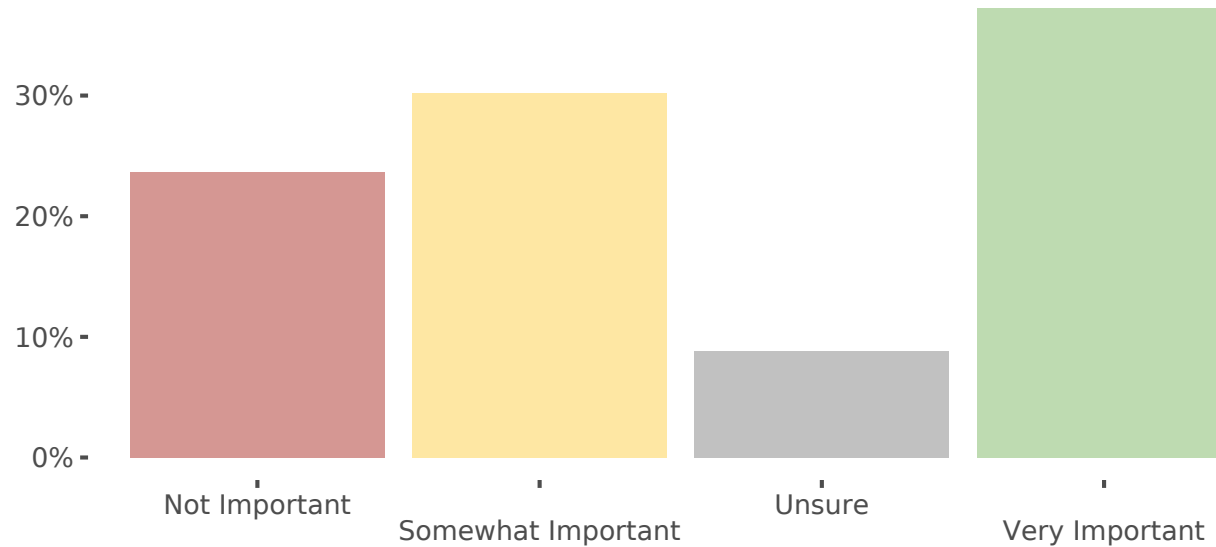
samarask@redbridgegroup.com.au

Respondent Geography



Importance of Native Wildlife on Holidays

When considering where to travel for a holiday within Victoria, how important is seeing and experiencing native wildlife to your choice of destination?



	Not Important	Somewhat Important	Unsure	Very Important
All Respondents	23.7%	30.2%	8.8%	37.3%
Redistributed	26%	33%		41%
Age				
18 - 39	20%	29%	13%	38%
40 - 59	26%	31%	6%	37%
60 +	25%	31%	7%	36%
Gender				
Female	20%	27%	9%	44%
Male	26%	35%	7%	32%

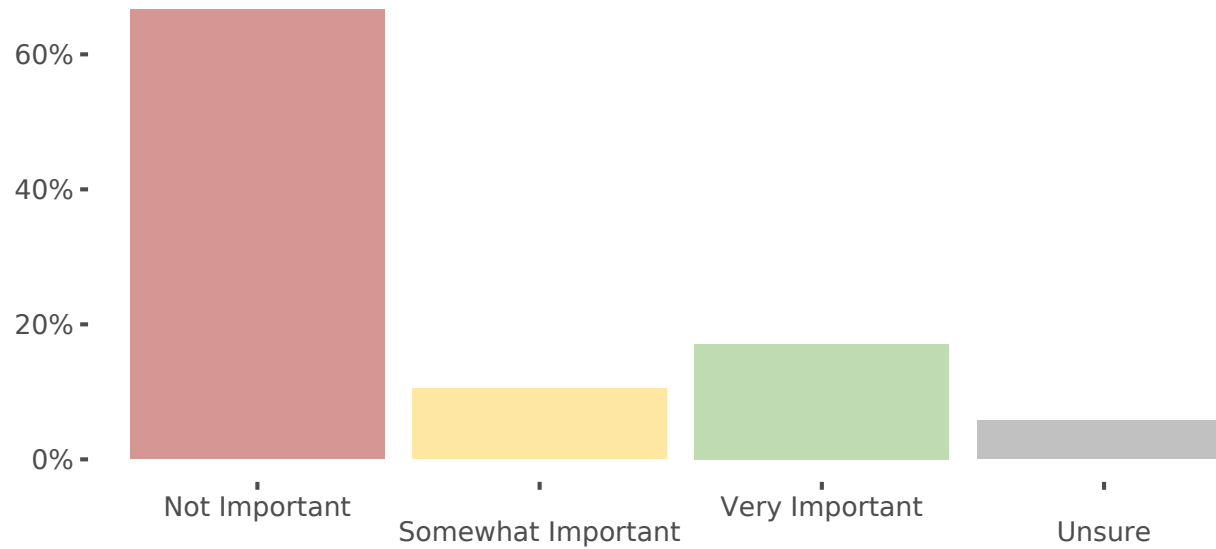
Importance of Native Wildlife on Holidays - Details

When considering where to travel for a holiday within Victoria, how important is seeing and experiencing native wildlife to your choice of destination?

	Not Important	Somewhat Important	Unsure	Very Important
All Respondents	23.7%	30.2%	8.8%	37.3%
Redistributed	26%	33%		41%
Income				
Less than \$50,000	20%	27%	8%	45%
More than \$120,000	38%	30%	5%	27%
Up to \$80,000	19%	37%	5%	39%
Up to \$120,000	25%	36%	7%	33%
Education Level				
Less than Year 12	16%	26%	19%	38%
High School	24%	25%	9%	42%
TAFE	16%	31%	5%	48%
University Degree	28%	34%	5%	33%
Duck Hunting Support				
Strongly Oppose	15%	36%	5%	44%
Oppose	12%	32%	7%	48%
Neutral	26%	32%	9%	33%
Support	36%	29%	10%	25%
Strongly Support	37%	22%	9%	32%

Importance of Hunting

How important is hunting to the lifestyle of you and your family and friends?



	Not Important	Somewhat Important	Very Important	Unsure
All Respondents	66.6%	10.5%	17.1%	5.8%
Redistributed	71%	11%	18%	
Age				
18 - 39	57%	12%	25%	7%
40 - 59	69%	11%	15%	4%
60 +	75%	8%	11%	6%
Gender				
Female	73%	9%	12%	6%
Male	63%	12%	20%	5%

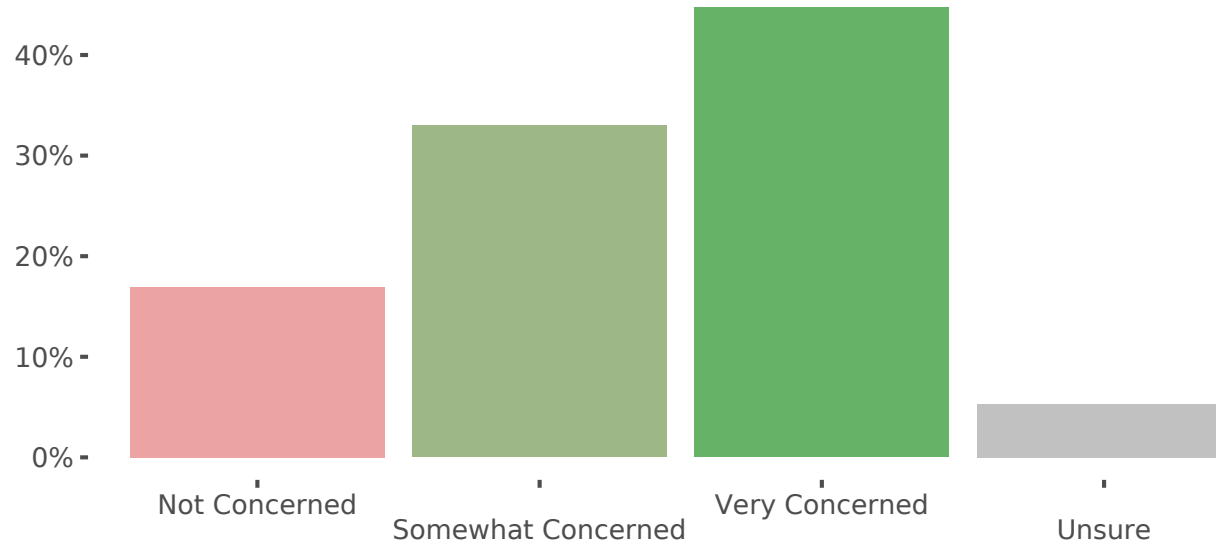
Importance of Hunting - Details

How important is hunting to the lifestyle of you and your family and friends?

	Not Important	Somewhat Important	Very Important	Unsure
All Respondents	66.6%	10.5%	17.1%	5.8%
Redistributed	71%	11%	18%	
Income				
Less than \$50,000	71%	11%	13%	6%
More than \$120,000	58%	11%	26%	4%
Up to \$80,000	71%	14%	13%	3%
Up to \$120,000	75%	7%	17%	1%
Education Level				
Less than Year 12	50%	9%	33%	8%
High School	70%	7%	13%	9%
TAFE	68%	17%	12%	4%
University Degree	72%	9%	17%	2%
Duck Hunting Support				
Strongly Oppose	88%	4%	5%	3%
Oppose	86%	5%	5%	4%
Neutral	76%	12%	5%	7%
Support	51%	26%	20%	3%
Strongly Support	24%	15%	58%	3%

Concern for Victorian Wildlife

What is your level of concern for the health and sustainability of Victoria's native wildlife populations?



	Not Concerned	Somewhat Concerned	Very Concerned	Unsure
All Respondents	16.9%	33.0%	44.7%	5.3%
Redistributed	18%	35%	47%	
Age				
18 - 39	20%	25%	48%	8%
40 - 59	17%	39%	41%	3%
60 +	14%	35%	46%	5%
Gender				
Female	10%	32%	52%	6%
Male	22%	35%	38%	5%

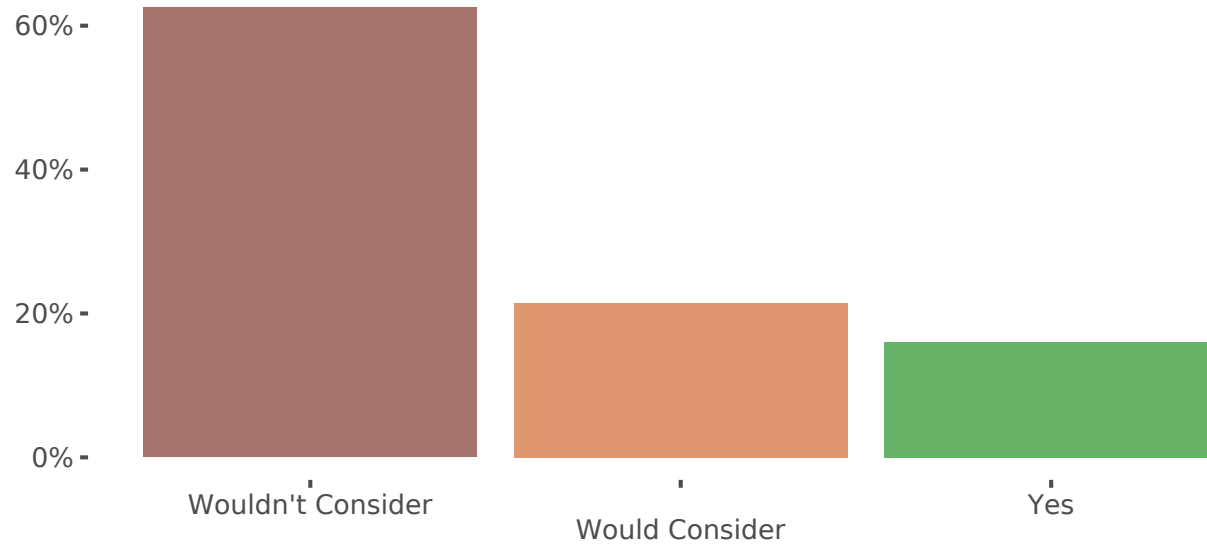
Concern for Victorian Wildlife - Details

What is your level of concern for the health and sustainability of Victoria's native wildlife populations?

	Not Concerned	Somewhat Concerned	Very Concerned	Unsure
All Respondents	16.9%	33.0%	44.7%	5.3%
Redistributed	18%	35%	47%	
Income				
Less than \$50,000	14%	28%	54%	4%
More than \$120,000	31%	36%	30%	3%
Up to \$80,000	16%	34%	47%	2%
Up to \$120,000	15%	41%	40%	4%
Education Level				
Less than Year 12	28%	27%	34%	11%
High School	16%	38%	43%	4%
TAFE	12%	36%	48%	3%
University Degree	18%	31%	47%	3%
Duck Hunting Support				
Strongly Oppose	2%	22%	74%	3%
Oppose	6%	31%	58%	5%
Neutral	18%	46%	29%	7%
Support	22%	43%	28%	6%
Strongly Support	44%	23%	30%	3%

Duck Hunting Participation

Have you ever participated in duck hunting?



	No And I Would Not Consider It	No But I Would Consider It	Yes
All Respondents	62.5%	21.5%	16.0%
Age			
18 - 39	53%	27%	20%
40 - 59	66%	20%	13%
60 +	68%	17%	15%
Gender			
Female	76%	16%	8%
Male	52%	27%	22%

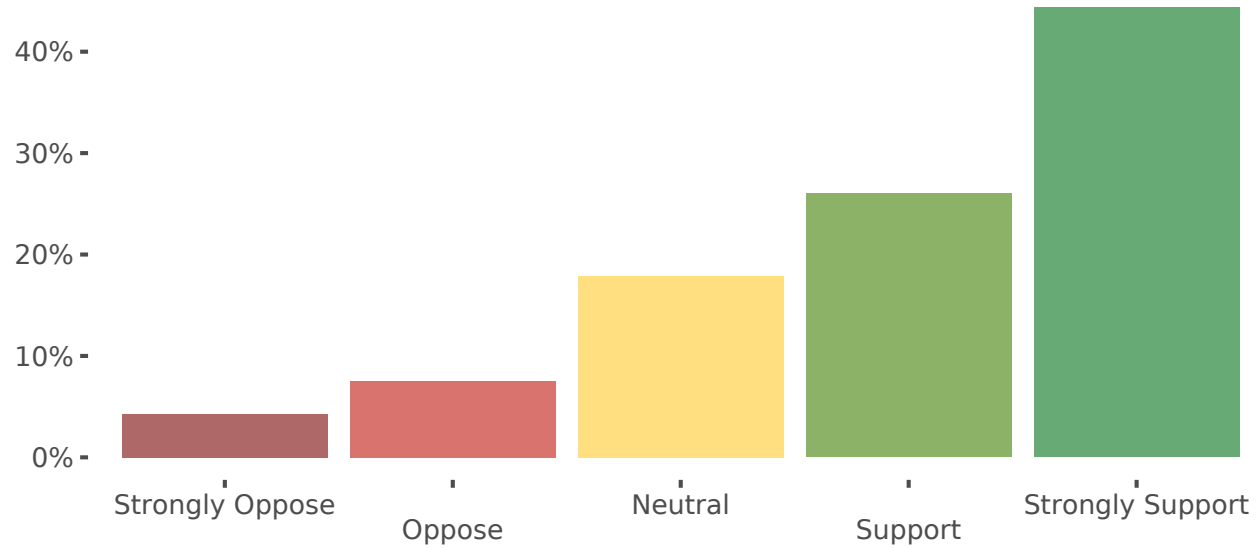
Duck Hunting Participation - Details

Have you ever participated in duck hunting?

	No And I Would Not Consider It	No But I Would Consider It	Yes
All Respondents	62.5%	21.5%	16.0%
Income			
Less than \$50,000	70%	18%	12%
More than \$120,000	50%	24%	26%
Up to \$80,000	65%	17%	18%
Up to \$120,000	66%	20%	13%
Education Level			
Less than Year 12	59%	18%	23%
High School	60%	24%	16%
TAFE	67%	20%	13%
University Degree	67%	18%	16%
Duck Hunting Support			
Strongly Oppose	88%	9%	3%
Oppose	83%	11%	6%
Neutral	69%	20%	11%
Support	38%	39%	23%
Strongly Support	16%	38%	46%

Support for Hunting of Feral Species

Do you support or oppose hunting of feral species, like rabbits, foxes, pigs or deer?



	Strongly Oppose	Oppose	Neutral	Support	Strongly Support
All Respondents	4.2%	7.5%	17.9%	26.0%	44.4%
Age					
18 - 39	2%	7%	20%	20%	51%
40 - 59	6%	7%	14%	31%	42%
60 +	4%	9%	19%	27%	41%
Gender					
Female	6%	9%	23%	28%	35%
Male	3%	6%	13%	25%	53%

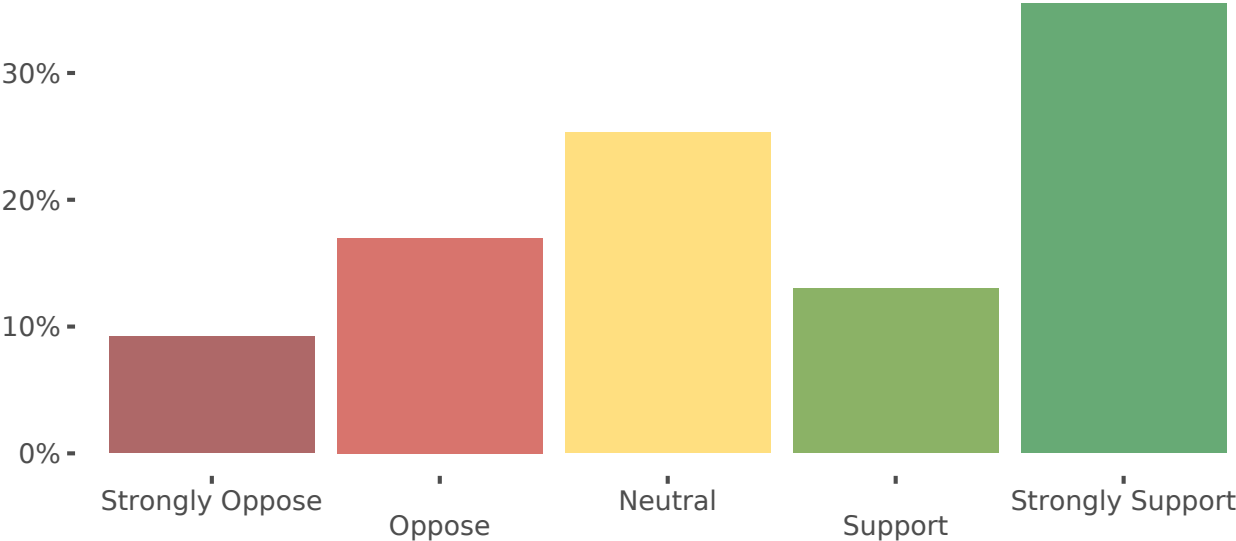
Support for Hunting of Feral Species - Details

Do you support or oppose hunting of feral species, like rabbits, foxes, pigs or deer?

	Strongly Oppose	Oppose	Neutral	Support	Strongly Support
All Respondents	4.2%	7.5%	17.9%	26.0%	44.4%
Income					
Less than \$50,000	5%	9%	21%	26%	39%
More than \$120,000	5%	3%	17%	16%	58%
Up to \$80,000	5%	7%	14%	35%	39%
Up to \$120,000	2%	6%	16%	26%	50%
Education Level					
Less than Year 12	6%	7%	14%	30%	43%
High School	4%	14%	19%	27%	36%
TAFE	5%	6%	15%	23%	51%
University Degree	4%	5%	19%	28%	43%
Duck Hunting Support					
Strongly Oppose	14%	13%	21%	32%	19%
Oppose	4%	12%	26%	31%	27%
Neutral	0%	4%	22%	34%	39%
Support	0%	5%	7%	16%	72%
Strongly Support	2%	3%	5%	8%	82%

Support for Duck Hunting Ban

Would you support or oppose a ban on duck hunting in Victoria?



	Strongly Oppose	Oppose	Neutral	Support	Strongly Support
All Respondents	9.2%	17.0%	25.3%	13.0%	35.5%
Age					
18 - 39	11%	18%	25%	12%	33%
40 - 59	10%	19%	26%	14%	31%
60 +	6%	13%	25%	13%	43%
Gender					
Female	4%	13%	24%	13%	46%
Male	14%	20%	27%	13%	26%

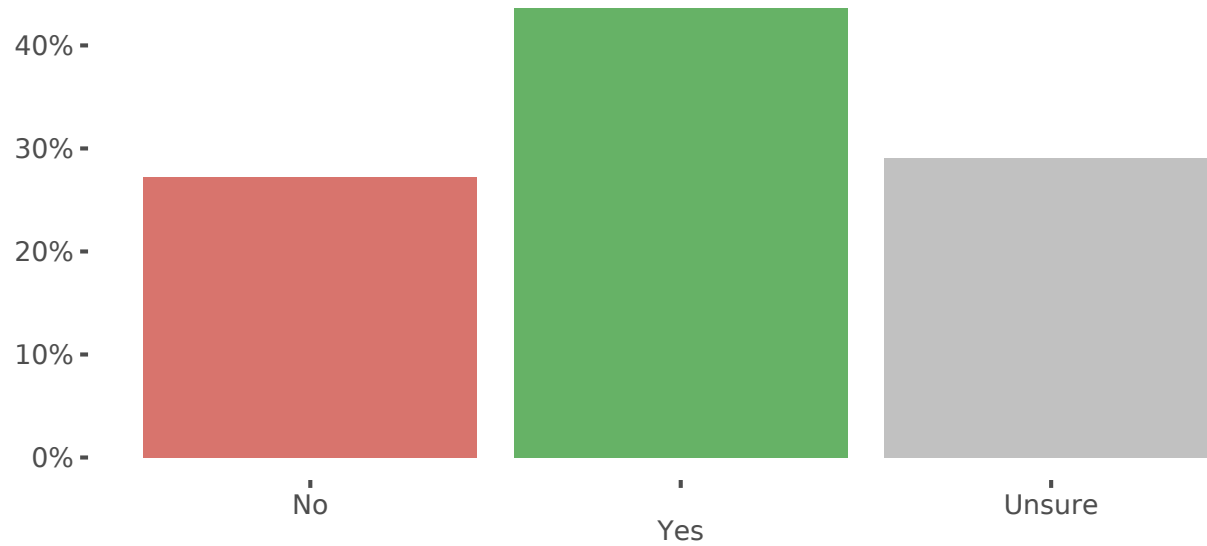
Support for Duck Hunting Ban - Details

Would you support or oppose a ban on duck hunting in Victoria?

	Strongly Oppose	Oppose	Neutral	Support	Strongly Support
All Respondents	9.2%	17.0%	25.3%	13.0%	35.5%
Income					
Less than \$50,000	7%	12%	24%	12%	45%
More than \$120,000	15%	27%	20%	13%	25%
Up to \$80,000	9%	16%	25%	15%	35%
Up to \$120,000	9%	13%	31%	13%	35%
Education Level					
Less than Year 12	15%	16%	20%	25%	24%
High School	4%	15%	29%	17%	35%
TAFE	9%	17%	25%	16%	33%
University Degree	9%	16%	24%	10%	41%
Duck Hunting Support					
Strongly Oppose	4%	1%	5%	7%	83%
Oppose	1%	9%	17%	19%	54%
Neutral	3%	11%	63%	15%	7%
Support	12%	44%	30%	9%	5%
Strongly Support	33%	33%	5%	10%	19%

Support for Mandatory Training

Would you support new rules on duck hunting to protect native species and allow hunting to continue, such as: Introducing mandatory training for duck hunting licence holders?



	No	Yes	Unsure
All Respondents	27.3%	43.7%	29.1%
Redistributed	38%	62%	
Age			
18 - 39	29%	51%	20%
40 - 59	27%	39%	34%
60 +	26%	42%	32%
Gender			
Female	20%	43%	37%
Male	29%	46%	25%

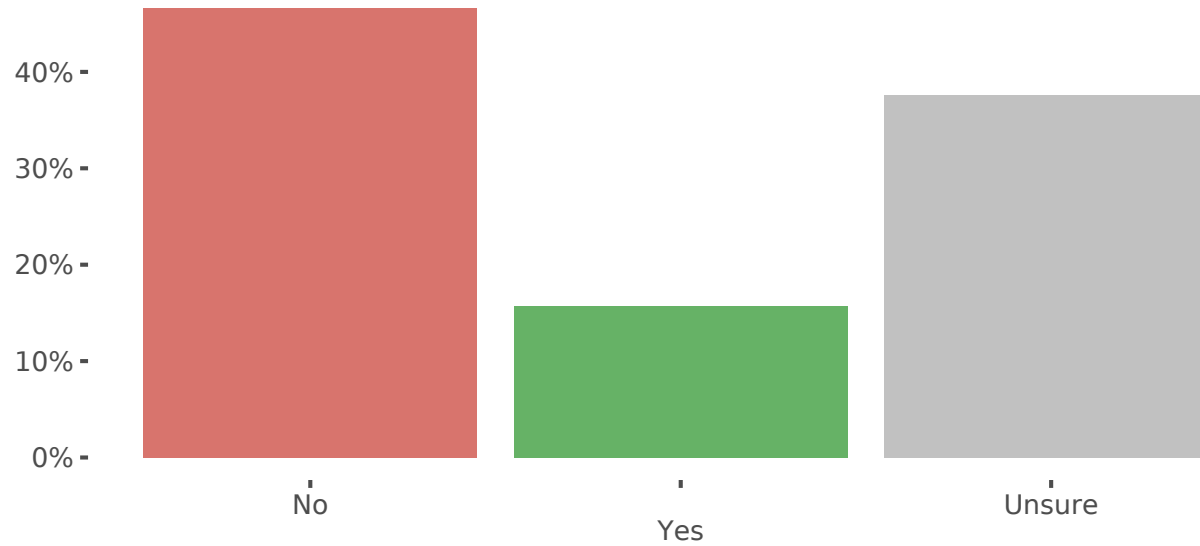
Support for Mandatory Training - Details

Would you support new rules on duck hunting to protect native species and allow hunting to continue, such as: Introducing mandatory training for duck hunting licence holders? Asked of those who answered 'neutral, oppose or strongly oppose' a ban on duck hunting.

	No	Yes	Unsure
All Respondents	27.3%	43.7%	29.1%
Redistributed	38%	62%	
Income			
Less than \$50,000	24%	42%	34%
More than \$120,000	45%	30%	25%
Up to \$80,000	23%	50%	27%
Up to \$120,000	21%	50%	29%
Education Level			
Less than Year 12	31%	43%	26%
High School	22%	43%	35%
TAFE	21%	51%	28%
University Degree	32%	40%	28%
Duck Hunting Support			
Strongly Oppose	18%	50%	32%
Oppose	17%	59%	24%
Neutral	12%	46%	42%
Support	31%	45%	24%
Strongly Support	52%	30%	18%

Reduction of Duck Hunting Season

Would you support new rules on duck hunting to protect native species and allow hunting to continue, such as: Reducing the length of the duck hunting season?



	No	Yes	Unsure
All Respondents	46.7%	15.7%	37.6%
Redistributed	75%	25%	
Age			
18 - 39	44%	15%	42%
40 - 59	49%	15%	36%
60 +	46%	18%	36%
Gender			
Female	39%	21%	41%
Male	50%	13%	37%

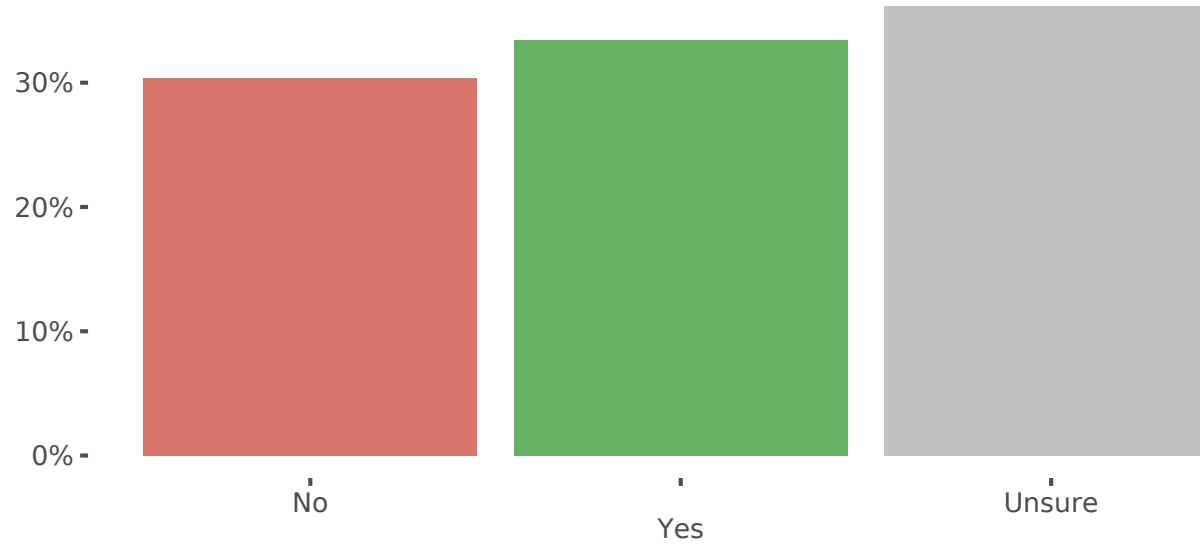
Reduction of Duck Hunting Season - Details

Would you support new rules on duck hunting to protect native species and allow hunting to continue, such as: Reducing the length of the duck hunting season? Asked of those who answered 'neutral, oppose or strongly oppose' a ban on duck hunting.

	No	Yes	Unsure
All Respondents	46.7%	15.7%	37.6%
Redistributed	75%	25%	
Income			
Less than \$50,000	38%	19%	43%
More than \$120,000	64%	7%	29%
Up to \$80,000	45%	14%	42%
Up to \$120,000	46%	23%	31%
Education Level			
Less than Year 12	46%	14%	41%
High School	45%	18%	37%
TAFE	44%	20%	36%
University Degree	48%	14%	38%
Duck Hunting Support			
Strongly Oppose	19%	46%	35%
Oppose	24%	33%	43%
Neutral	23%	16%	61%
Support	67%	8%	25%
Strongly Support	77%	9%	14%

Hunting in Significant Wetlands

Would you support new rules on duck hunting to protect native species and allow hunting to continue, such as: Not allowing duck hunting in environmentally significant wetlands?



	No	Yes	Unsure
All Respondents	30.4%	33.4%	36.2%
Redistributed	48%	52%	
Age			
18 - 39	32%	30%	38%
40 - 59	29%	37%	34%
60 +	30%	32%	38%
Gender			
Female	25%	37%	38%
Male	31%	33%	36%

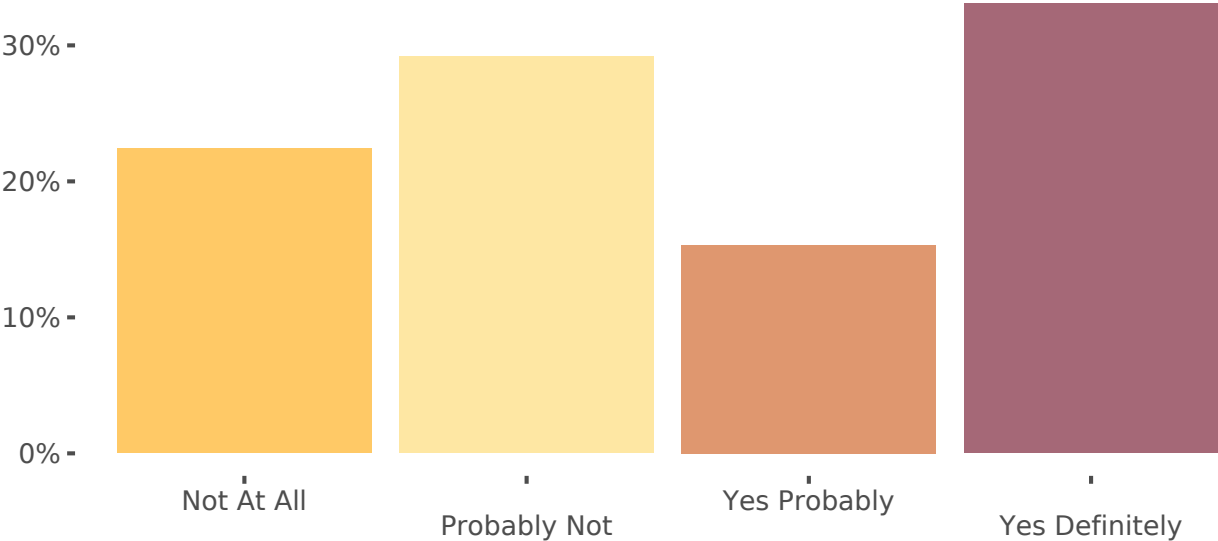
Hunting in Significant Wetlands - Details

Would you support new rules on duck hunting to protect native species and allow hunting to continue, such as: Not allowing duck hunting in environmentally significant wetlands? Asked of those who answered 'neutral, oppose or strongly oppose' a ban on duck hunting.

	No	Yes	Unsure
All Respondents	30.4%	33.4%	36.2%
Redistributed	48%	52%	
Income			
Less than \$50,000	26%	29%	44%
More than \$120,000	43%	31%	26%
Up to \$80,000	26%	33%	41%
Up to \$120,000	30%	43%	27%
Education Level			
Less than Year 12	46%	14%	40%
High School	26%	31%	42%
TAFE	18%	43%	39%
University Degree	36%	32%	32%
Duck Hunting Support			
Strongly Oppose	13%	58%	29%
Oppose	15%	48%	37%
Neutral	14%	36%	51%
Support	35%	33%	32%
Strongly Support	61%	20%	19%

Avoidance of Duck Hunting Areas

In choosing a holiday destination within Victoria would you try to avoid areas in which duck hunting occurs?



	Not At All	Probably Not	Yes Probably	Yes Definitely
All Respondents	22.4%	29.2%	15.3%	33.1%
Age				
18 - 39	26%	34%	16%	24%
40 - 59	25%	27%	15%	34%
60 +	16%	27%	16%	41%
Gender				
Female	15%	27%	14%	44%
Male	29%	32%	17%	23%

Avoidance of Duck Hunting Areas - Details

In choosing a holiday destination within Victoria would you try to avoid areas in which duck hunting occurs?

	Not At All	Probably Not	Yes Probably	Yes Definitely
All Respondents	22.4%	29.2%	15.3%	33.1%
Income				
Less than \$50,000	15%	28%	17%	41%
More than \$120,000	40%	26%	10%	23%
Up to \$80,000	22%	29%	17%	32%
Up to \$120,000	26%	34%	13%	28%
Education Level				
Less than Year 12	27%	29%	20%	24%
High School	20%	23%	15%	42%
TAFE	18%	32%	15%	36%
University Degree	25%	30%	15%	30%
Duck Hunting Support				
Strongly Oppose	5%	14%	20%	60%
Oppose	12%	23%	15%	50%
Neutral	18%	45%	20%	16%
Support	31%	42%	13%	14%
Strongly Support	57%	24%	5%	14%