

# Inquiry into the 2015-16 Financial and Performance Outcomes



Public Accounts and Estimates Committee



Education  
and Training

Gill Callister, Secretary  
*Department of Education and Training*

*16 February 2017*

# Department of Education and Training: Our Mission

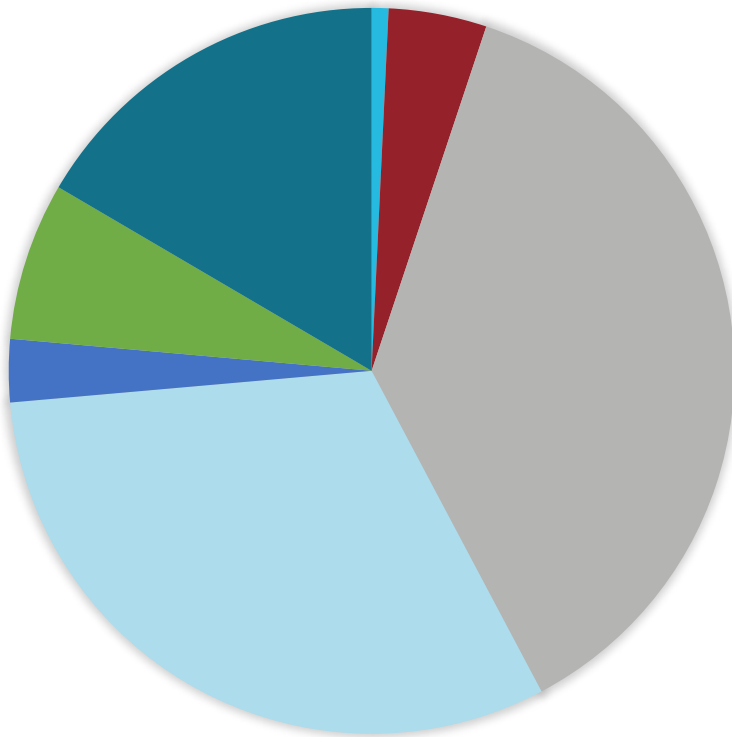
Together we give every Victorian the best learning and development experience, making our state a smarter, fairer, more prosperous place



# Departmental budget overview

The Department's actual expenditure for 2015–16 was \$12.2 billion

## 2015–16 Departmental Actual Expenditure by Output



Output group	\$m
Strategy, Review and Regulation	91.8
Early Childhood Development	534.5
School Education – Primary	4,542.0
School Education – Secondary	3,837.3
Support Services Delivery	342.9
Support for Students with Disabilities	860.3
Higher Education and Skills	2,026.2

# The Education State: equity and excellence in all sectors

Across early years, schooling and higher education and training, our objectives are:

- to ensure Victorians have **equitable access** to quality education and training
- to work with providers and partners to build an **integrated** birth to adulthood education and development system
- to support children, young people and adults with well-coordinated **universal and targeted services** close to where they live
- to activate **excellence, innovation and economic growth**



# Early Childhood Development– the challenges we face

Key challenges include:

- Building on high participation in Maternal and Child Health and kindergarten
- Continuing to improve the quality of our early childhood services, so that children and families across Victoria have access to high quality, services
- Building a more integrated early childhood service system across learning, health and development that enables professionals to work collaboratively to meet the needs of all families



# Early childhood development – 2015-16 highlights

**NATIONAL QUALITY STANDARDS**  
of assessed services are:

**33%**  
exceeding  
standards

**47%**  
meeting  
standards



Educator-to-child ratio of:

**1:15/ 1:11** OR BETTER



## Implemented

a revised **Victorian Early Years Learning and Development Framework**

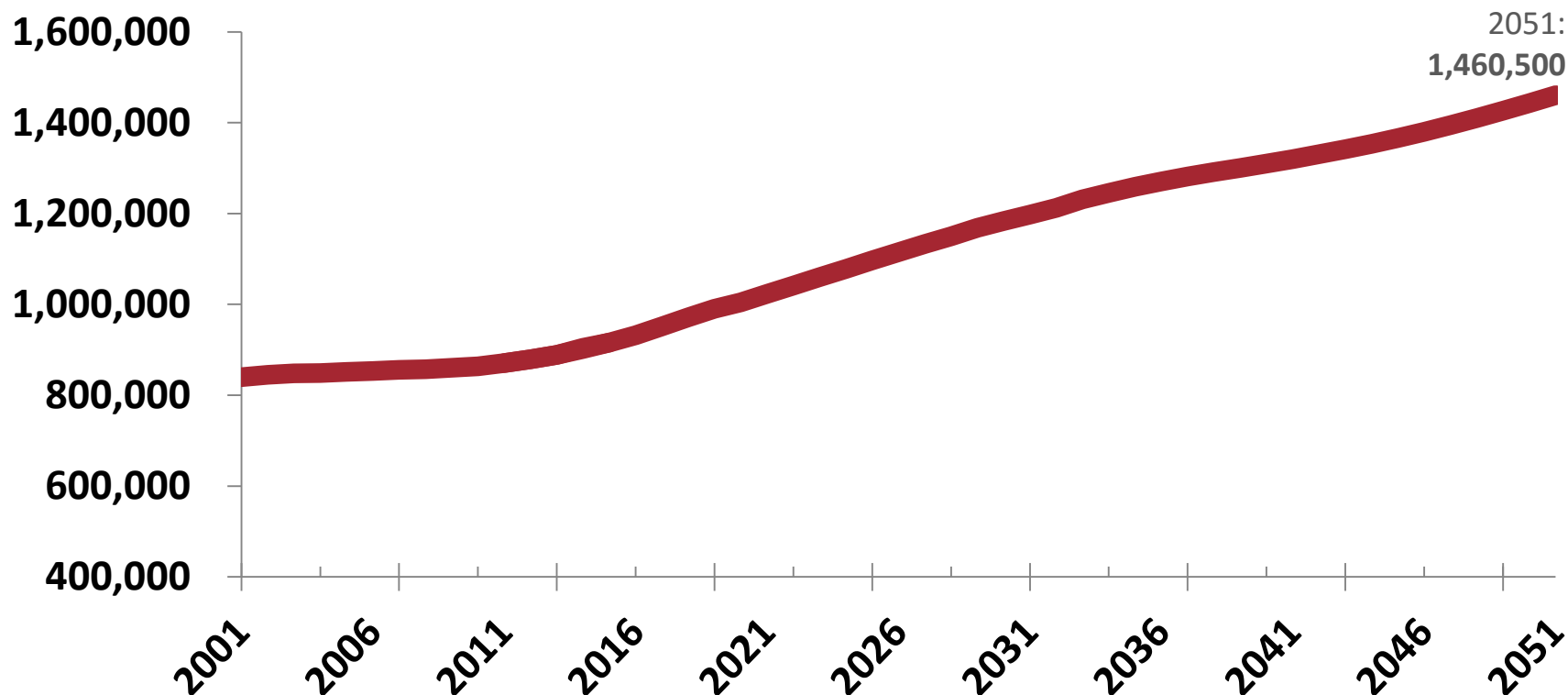


Aboriginal children participation in kinder increased to **82.2%**

# School education – the challenges we face

Meeting population growth and demand for services

## Victorian school aged population – 5 to 17 years old

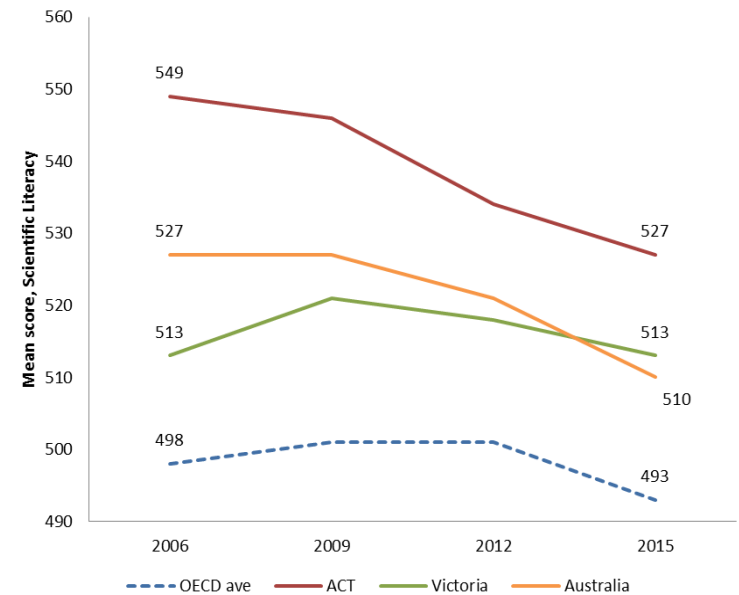


# School education - the challenges we face (cont.)

## Improving student outcomes

- While Victoria achieves strong student performance results, our challenge is to lift the outcomes for all students
- 2016 NAPLAN results show Victoria is generally one of three leading jurisdictions in Australia but performance has plateaued
- 2015 PISA results show Victoria is above the OECD average
- Improvements are needed to lift outcomes for both high achieving students and those from disadvantaged backgrounds, including Aboriginal students
- Our focus is on implementing the *Education State in Schools* reforms to deliver excellence and equity, and drive improvements in all students' outcomes

PISA Scientific Literacy, Mean score, Australian Jurisdictions, 2006 to 2015





# School education – 2015-16 highlights

Launched the major ***Education State in Schools*** agenda focused on excellence and equity for all students



Set new state-wide targets for **improved student outcomes**

Provided equity funding of **\$566 million** over four years better targeted to support students in need - a **70%** increase

**Set up Learning Places** – employed an **additional 150 staff** in regional offices to provide more targeted and local support to schools



Introduced the **Framework for Improving Student Outcomes** to support schools to invest in evidence-based improvement initiatives

Launched the new **Victorian Curriculum**



Commenced the **Navigator** pilot in eight areas to support disengaged students to return to school **LOOKOUT centre** in South West Victoria to support children in out of home care



**100** primary maths and science specialists commenced training to build expertise **STEM**

# School education – 2015-16 highlights (cont.)

## School building program

In 2015-16, we started delivering

**\$730 million**

over four years in new school infrastructure:



**\$111 million** for 10 new schools with 9 schools open or under construction

**\$325 million** to modernise 67 schools with more than 47 projects in delivery or complete

**\$120 million** to build and upgrade non-government schools with **\$66.9 million** allocated to 54 projects

**\$20 million** school improvement fund delivering projects at 86 schools



**\$40 million** to acquire 4 sites in Melton, Wyndham, Cardinia and Whittlesea

**\$35 million** to acquire 120 relocatable buildings that were delivered for the start of the 2016 school year

**\$42 million** to complete an audit of all schools and to remove asbestos from 550 relocatables



Education and Training

# Higher Education and Training- the challenges we face

Lower training activity in 2015-16 was driven by:

- Tightened eligibility requirements:
  - In 2015, foundation course enrolments declined by 30.9 per cent compared to 18 per cent decline across the market.
- Removal of low quality providers from the market:
  - Providers who no longer had funding contracts or had their funding contracts terminated accounted for 43 per cent of the total decline in government subsidised enrolments.
- Students moving into (fee for service) VET-FEE-Help training:
  - Full fee paying VET Fee Help enrolments in 2015 increased by 138 per cent from 2014.
- Students choosing university and higher education over vocational education:
  - Domestic Victorian enrolments in Higher Education has grown at a compound annual growth rate of 5.1% over the three years from 2012 to 2015.

# Higher Education and Training – 2015-16 highlights

Strengthened quality assurance  
and audit program

**1,200**

reviews and audit  
activities leading to  
**18** terminated VET  
funding contracts

**\$41.4**



**MILLION IDENTIFIED  
FOR RECOVERY**

Establishment of

**\$320 MILLION**

**TAFE RESCUE FUND**

and stabilisation of TAFEs' financial  
position and market share



**\$25.2**

**MILLION COMBINED OPERATING  
SURPLUS FOR THE TAFE SECTOR**



Education  
and Training

# Higher Education and Training – 2015-16 highlights

**Appointment of Victoria's first**  
**VSC** Victorian Skills  
Commissioner

Consulted with

**200**



employer and industry  
representatives



Highest per-capita number  
of students enrolled in  
Government Subsidised  
courses of any State

**40.1** per **1,000**  
population

Contracting 26

**Reconnect**

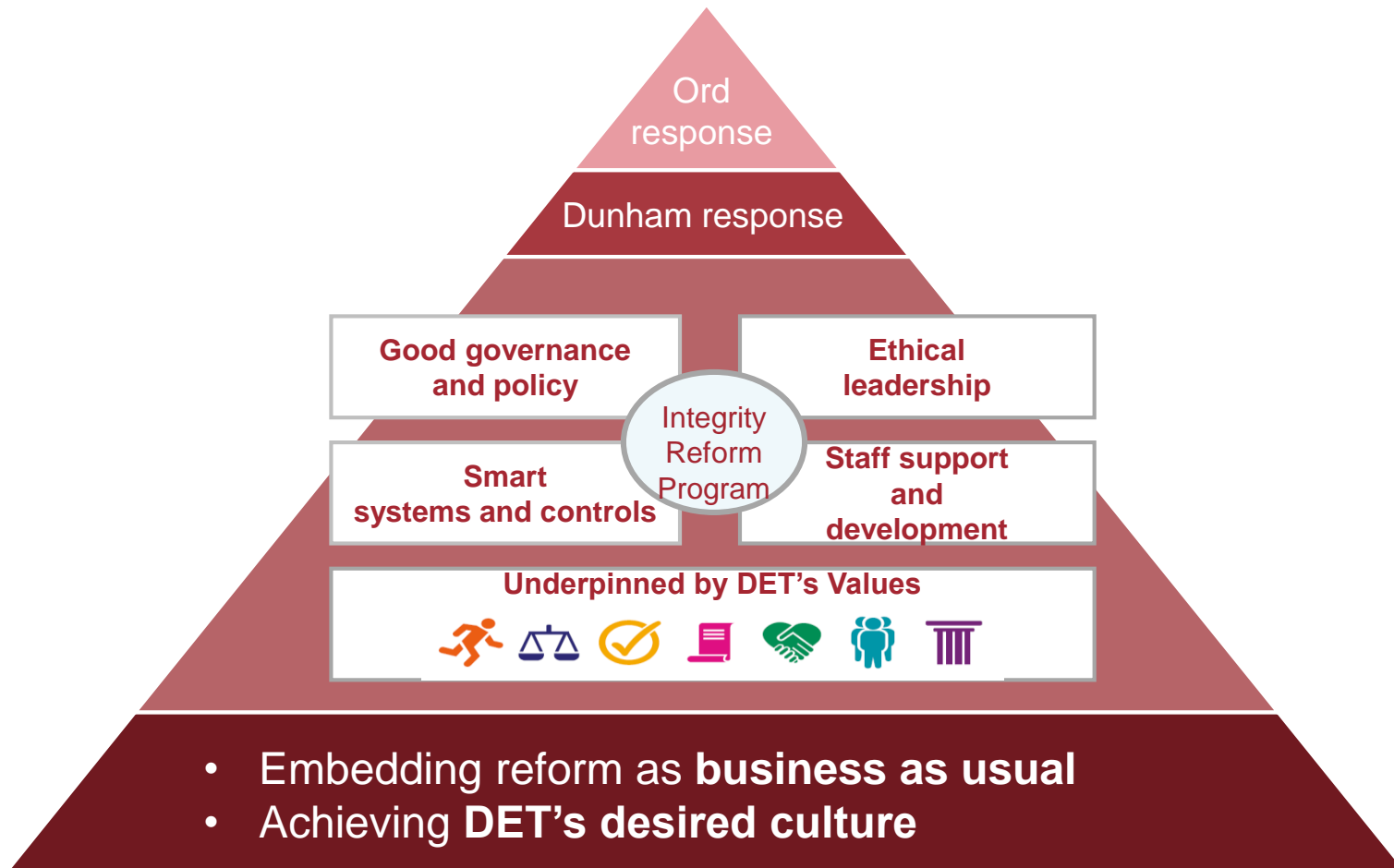
providers to help **2,300**  
disengaged young people train  
and find employment



Education  
and Training

# Integrity Reform Program

We are changing how the Department operates through our Integrity reform program



# Integrity reform milestones

## Governance

- ✓ **Integrity Committee - April 2015**
- ✓ School council training refresh - June 2015
- ✓ **Corporate Governance structure - Oct 2015**

## Policy

- ✓ **Travel policy – Dec 2015**
- ✓ Integrity framework – April 2016
- ✓ **Conflicts of interest policy review – Dec 2016**

## Ethical Leadership

- ✓ **Integrity & Assurance Division - Sep 2015**
- ✓ Leadership charter and capabilities - Dec 2015
- ✓ **Integrity Leadership Groups - Dec 2015**
- ✓ Executive Development Program - Aug 2016
- ✓ **Executive rotation - Aug 2016**
- ✓ School to DET Pathways - Feb 2017

## Systems

- ✓ **Cessation of ‘banker school’ model – June 2015**
- ✓ Acquittal of student resource package - June 2016
- ✓ **Corporate procurement model - Dec 2016**
- ✓ School procurement model – Dec 2016
- ✓ **Funding governance pilot - Jan 2017**

## Controls

- ✓ **New School audit program – Feb 2016**
- ✓ New misconduct legislation – Aug 2016
- ✓ **Internal audit plan – Oct 2016**
- ✓ Integrity and finance use of data analytics – June 2016
- ✓ **Three lines of defence into risk management framework - June 2016**

## Staff support & development

- ✓ **Speak Up launched – Dec 2015**
- ✓ Integrity moment discussions – Mar 2016
- ✓ **Stronger recruitment and induction – Mar 2016**
- ✓ Improved principal and business manager financial training – Apr 2016
- ✓ **New performance and development plans – Aug 2016**
- ✓ DET Values toolkit roll out - Sep 2016
- ✓ **Ethical decision making model - Oct 2016**
- ✓ Culture and risk staff survey - Dec 2016
- ✓ **Business managers capability framework – Feb 2017**

# Equity and excellence into the future

Looking forward, the Department will continue to deliver on *Education State* priorities for all Victorians:

- Increasing the number of children who begin school 'on track' in terms of school readiness
- Developing our workforce and increasing the supply of specialist teachers in all sectors
- Equipping students for the 21st Century - reading, mathematical and scientific literacy levels, broader resilience, and critical and creative thinking skills
- Alignment of training and TAFE courses to contemporary industry needs and employment opportunities

